



# GENERAL PRACTICE ALERT STATE SITREP | 16.05.2025

## LANCASHIRE & CUMBRIA DATA

## IMPORTANT FIGURES

GPAS  
STATUS

OPEL  
CONVERSION

CLINICAL  
ACTIVITY

RETURN  
RATE

303,302

MIN NUMBER OF PATIENTS COVERED BY AMBER + PRACTICES (1)

OPEL

2

26/1000

38%

295,293

INDICATIVE NUMBER OF PATIENT CONTACTS IN GENERAL PRACTICE THIS WEEK (2)

## LOCALITY DATA

GPAS  
STATUS

OPEL  
STATUS

CLINICAL  
ACTIVITY

RETURN  
RATES

Blackpool

Insufficient responses

Fylde & Wyre

Insufficient responses

Morecambe Bay

Insufficient responses

West Lancs

Insufficient responses

Greater Preston

Insufficient responses

Chorley & S. Ribble



1

25/1000

50%

East Lancs



2

21/1000

53%


Blackburn W/Darwen

Insufficient responses


North Cumbria

Insufficient responses


Blackpool




Fylde & Wyre




Morecambe Bay



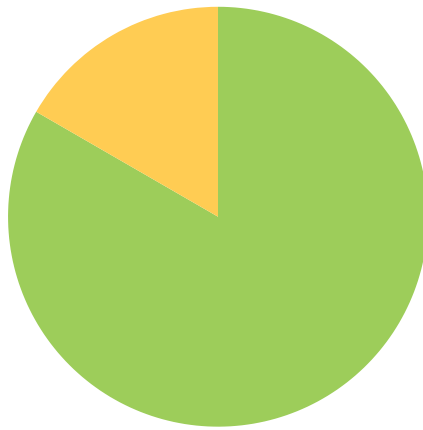
West Lancs



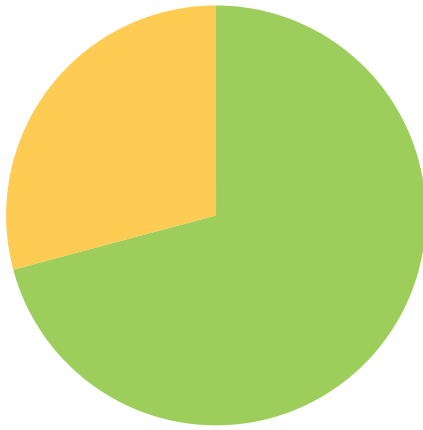
Greater Preston




Chorley & S. Ribble




East Lancs



Blackburn W/Darwen



North Cumbria



# A SELECTION OF THIS WEEK’S PRACTICE COMMENTS

No comments.

## GPAS CHANGE SINCE LAST SITREP

	Last SITREP	This Week	Trend	Note
Blackpool	<div></div>	<div></div>		
Fylde & Wyre	<div></div>	<div></div>		
Morecambe Bay	Insufficient responses			
West Lancs	<div></div>	<div></div>		
Greater Preston	<div></div>	<div></div>		
Chorley & S. Ribble	<div></div>	<div>1</div>		
East Lancs	<div></div>	<div>2</div>		
Blackburn W/Darwen	Insufficient responses			
North Cumbria	Insufficient responses			

## A QUICK GUIDE TO THE GPAS STATES

BLACK

Practice will fail within one month. Urgent system intervention required.

RED

Sustainable in the short term. Needs system support.

AMBER

Sustainable in the medium term (6 months max). Probably needs system support.

GREEN

Fully Sustainable.

## LMC NOTE:

Please continue to share your data with us so that we can ensure the system is aware of any capacity and demand concerns pertaining to General Practice.

(1) This figure is accurate and is the sum of the list sizes submitting from those Practices registering as amber, Red and Black  
(2) This figure is approximate and calculated by using the clinical activity figure for Lancashire & Cumbria multiplied by 5